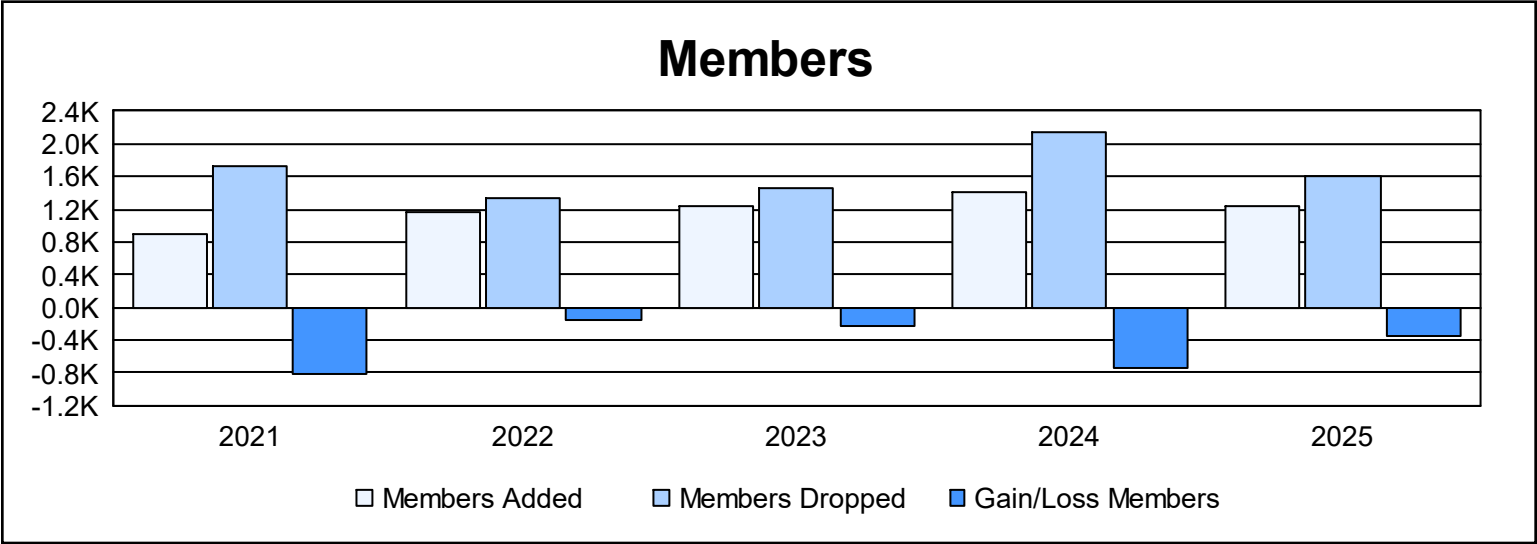
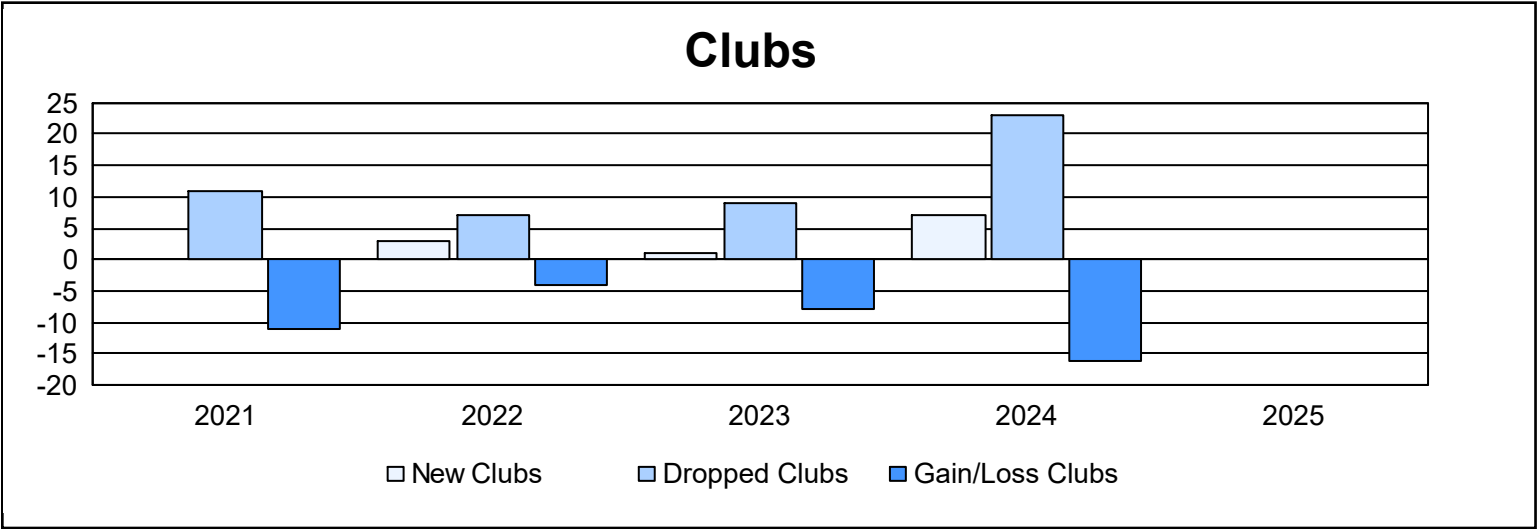
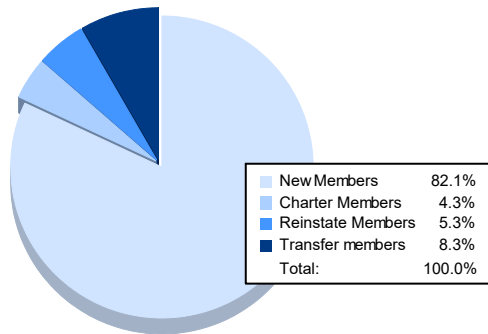


Year	New Clubs	Dropped Clubs	Gain/ Loss Clubs	New Members	Charter Members	Reinstate Members	Transfer Members	Total Member Added	Total Members Dropped	Gain/ Loss Members
2020-2021	0	11	-11	805	9	27	54	895	1,715	-820
2021-2022	3	7	-4	1,018	95	19	31	1,163	1,328	-165
2022-2023	1	9	-8	1,150	40	29	25	1,244	1,469	-225
2023-2024	7	23	-16	966	263	19	168	1,416	2,149	-733
2024-2025				1,020	54	66	103	1,243	1,593	-350
Average	3	13	-10	992	92	32	76	1,192	1,651	-459



### Membership Composition June 2025 Cumulative



### Gender Composition June 2025 Cumulative

